

Beta WORKER

2025



PROMOCIÓN VÁLIDA DEL 03/03/2025 AL 29/08/2025.
Precios IVA no incluido (Península y Baleares).
Precios IGIC no incluido (Canarias).

ÍNDICE

PUNTAS



3

LLAVES DE VASO
EN MALETINES



3-9

MALETAS Y CAJAS
DE HERRAMIENTAS Y TROLLEYS



10-17

CONTENEDORES
CON SURTIDO



18-29

SURTIDO
C45PRO



30

Beta Worker es la gama de herramientas desarrollada para satisfacer las necesidades de los profesionales, aportando soluciones esenciales y funcionales, basadas en una excelente relación calidad/precio.

Elige el surtido que mejor se adapta a tus necesidades y encontrarás el compañero ideal para tu trabajo diario.

008606992



BW 860EA/31

Juego de 30 puntas
con portapuntas magnético, en estuche de plástico

X
31

	BW 861LP	●	0,5x3-0,6x4,5-0,8x5,5-1,0x5,5-1,2x6,5-1,6x8 mm
	BW 861PH	⊕	PH1-PH2-PH3
	BW 861PZ	⊕	PZ1-PZ-PZ3
	BW 861PE	○	2-3-4-5-6-8 mm
	BW 861TX	⊗	T8-T9-T10-T15-T20-T25-T27-T30-T40
	BW 861PQ	○	1-2-3 mm
	BW 882M1	○ 1/4 - ● 1/4	

20,50 €



012566122



BW 1256/C21-1

Juego de 21 puntas
con portapuntas magnético,
en estuche de plástico

X
22

	BW 1256LP	●	1,5-2-2,5 mm
	BW 1256PH	⊕	PH0-PH1
	BW 1256PZ	⊕	PZ0-PZ1
	BW 1256PE	○	0,7-0,9-1,3-1,5-2-2,5-3 mm
	BW 1256TX	⊗	T4-T5-T6-T7
	BW 1256RTX	⊗	T8-T10-T15
		4 mm	99 mm

18,00 €



009036042

1/4"

BW 903E/C42

Surtido de 13 vasos hexagonales,
18 puntas, 4 llaves Allen acodadas
y 7 accesorios,
en maletín de plástico

X
42

	BW 900	○	4-4,5-5-5,5-6-7-8-9-10-11-12-13-14 mm
	BW 900E/55	⊗	126 mm
	BW 900/25		
	BW 900/20		50 mm
	BW 900/20L		100 mm
	BW 900/42		115 mm
	BW 900/30		150 mm
	BW 96	○	1,3-1,5-2-2,5 mm
	BW 895/1	□ 1/4 - ○ 1/4	
	BW 861LP	●	0,6x4-0,8x5,5-1,2x6,5 mm
	BW 861PH	⊕	PH1-PH2-PH3
	BW 861PZ	⊕	PZ1-PZ2-PZ3
	BW 861PE	○	3-4-5-6 mm
	BW 861TX	⊗	T10-T15-T20-T25-T30

46,00 €



190x160x60 mm

009136033









3/8"

BW 913E/C33

Surtido de 28 vasos hexagonales y 5 accesorios, en maletín de plástico

65,00 €

**X
33**

	BW 910A	○	6-7-8-9-10-11-12-13-14-15-16-17-18-19-20-21-22-24 mm
	BW 910AL	○	8-9-10-12-13-14-17-19 mm
	BW 956C	○	16 mm (5/8") 21 mm (13/16")
	BW 910E/55	⊗	200 mm
	BW 910/25		
	BW 910/20		75 mm
	BW 910/22		150 mm
	BW 920/15F	□ 1/2" - ■ 3/8"	

285x210x84 mm



1/2"







009236025

BW 923E/C25

Surtido de 20 vasos hexagonales y 5 accesorios, en maletín de plástico

79,00 €

**X
25**

	BW 920A	○	8-9-10-11-12-13-14-15-16-17-18-19-20-21-22-23-24-27-30-32 mm
	BW 920E/55	⊗	264 mm
	BW 920/25		
	BW 920/21		125 mm
	BW 920/22		250 mm
	BW 910/16F	□ 3/8" - ■ 1/2"	

285x210x84 mm





009236017



BW 923E-FTX/C17

Surtido de 18 vasos Torx®
y 9 vasos con punta Torx®,
en maletín de plástico

44,00 €

	BW 920FTX	⊙	E10-E12-E14-E16-E18-E20-E22-E24
	BW 920TX	⊙	T20-T25-T27-T30-T40-T45-T50-T55-T60

285x210x84 mm

X
17






009236028



BW 923E-PE/C18

Surtido de 18 vasos con punta Allen,
en maletín de plástico

69,00 €

 55 mm	BW 920PE	⊙	4-5-6-7-8-10-12-14-17-19 mm
 100 mm	BW 920PE-L	⊙	4-5-6-7-8 mm
 140 mm	BW 920PE-XL	⊙	10-12-14 mm

285x210x84 mm

X
18





009236018



BW 923E-TX/C18

Surtido de 18 vasos con punta Torx®,
en maletín de plástico

62,00 €

 55 mm	BW 920TX	⊙	T20-T25-T27-T30-T40-T45-T50-T55-T60-T70
 100 mm	BW 920TX-L	⊙	T20-T25-T27-T30-T40
 140 mm	BW 920TX-XL	⊙	T45-T50-T55

285x210x84 mm

X
18



009286017

3/4"

BW 928E/C17

219,00 €

Surtido de 12 vasos hexagonales y 5 accesorios, en maletín de plástico

	BW 928A	○	22-24-27-30-32-34-36-38-41-46-50-55 mm
	BW 928/55	⊗	500 mm
	BW 928/25		
	BW 928/21		100 mm
	BW 928/22		200 mm
	BW 928/42		455 mm

555x370x92 mm

**X
17**



009036098









1/4" 1/2"

BW 903E/C98








Surtido de 45 vasos hexagonales, 35 puntas, 4 llaves Allen acodadas y 14 accesorios, en maletín de plástico

131,00 €

1/4"

	BW 900	○	4-4,5-5-5,5-6-7-8-9-10-11-12-13-14 mm
	BW 900L	○	6-7-8-9-10-11-12-13 mm
	BW 900E/55	⊗	126 mm
	BW 900/25		
	BW 900/20		50 mm
	BW 900/20L		100 mm
	BW 900/30		150 mm
	BW 900/42		115 mm
















1/2"

	BW 920A	○	10-11-12-13-14-15-16-17-18-19-20-21-22-24-27-30-32 mm
	BW 920AL	○	14-15-17-19-22 mm
	BW 956C	○	16 mm (5/8") - 21 mm (13/16")
	BW 920E/55	⊗	264 mm
	BW 920/25		
	BW 920/21		125 mm
	BW 920/22		250 mm

**X
98**

375x295x84 mm



	BW 910/16F	□ 3/8" - ■ 1/2"
	BW 895/6	□ 1/2" - ◇ 5/16"
	BW 895/1	□ 1/4" - ◇ 1/4"
	BW 892/0	● 1/4" - ■ 1/4"
	BW 861PH	⊕ ⊗ PH1-PH2
	BW 861PZ	⊕ ⊗ PZ1-PZ2
	BW 861PE	○ ⊗ 3-4-5-6 mm
	BW 861LP	● ⊗ 0,6x4-0,8x5,5-1,2x6,5 mm
	BW 861TX	⊕ ⊗ T10-T15-T20-T25-T27-T30
	BW 866LP	● ⊗ 1,6x8-1,6x10-2,0x12 mm
	BW 866PH	⊕ ⊗ PH3-PH4
	BW 866PZ	⊕ ⊗ PZ3-PZ4
	BW 866PE	○ ⊗ 7-8-10-12-14 mm
	BW 866TX	⊕ ⊗ T40-T45-T50-T55-T60-T70
	BW 96	○ 1,3-1,5-2-2,5 mm

009036170

1/4" 3/8" 1/2"

BW 903E/C170

Surtido de 74 vasos hexagonales,
42 puntas, 30 vasos con punta,
7 llaves Allen acodadas y 17 accesorios,
en maletín de plástico

**X
170**

219,00 €

453x375x90 mm



1/4"

	BW 900	○	4-4,5-5-5,5-6-7-8-9-10-11-12-13-14 mm
	BW 900L	○	4-5-6-7-8-9-10 mm
	BW 900E/55	⊗	126 mm
	BW 900/25		
	BW 900/20		50 mm
	BW 900/20L		100 mm
	BW 900/30		150 mm
	BW 900/42		115 mm
	BW 900FTX	⊗	E4-E5-E6-E7-E8
	BW 900LP	●	0,8x4-1,0x5,5-1,2x6,5-1,2x8 mm
	BW 900PH	⊕	PH0-PH1-PH2
	BW 900PZ	⊕	PZ0-PZ1-PZ2
	BW 900ME	○	3-4-5-6 mm
	BW 900TX	⊗	T08-T09-T10-T15-T20-T25-T27-T30
	BW 900RTX	⊗	T08-T09-T10-T15-T20-T25-T27-T30

3/8"

	BW 910A	○	10-11-12-13-14-15-16-17-18-19 mm
	BW 910AL	○	10-11-12-13-14-15 mm
	BW 910FTX	⊗	E10-E11-E12-E14-E16
	BW 956E	○	18 mm (11/16")
	BW 910E/55	⊗	200 mm
	BW 910/25		
	BW 910/22		150 mm

1/2"

	BW 920A	○	10-11-12-13-14-15-16-17-18-19-20-21-22-24-27-30-32 mm
	BW 920AL	○	16-17-18-19-22 mm
	BW 920FTX	⊗	E18-E20-E24
	BW 956C	○	16 mm (5/8") - 21 mm (13/16")
	BW 920E/55	⊗	264 mm
	BW 920/25		
	BW 920/21		125 mm
	BW 920/22		250 mm
	BW 910/16F	□ 3/8" - ■ 1/2"	

	BW 96	○	0,9-1,5-2-2,5-3-4-5 mm
	BW 895/4	□ 3/8" - ○ 5/16"	
	BW 895/6	□ 1/2" - ○ 5/16"	
	BW 895/1	○ 1/4" - □ 1/4"	
	BW 892/0	● 1/4" - ■ 1/4"	
	BW 861RTX	⊗	T9-T10-T15-T20-T25-T27-T30-T40
	BW 861TX	⊗	T6-T7-T8
	BW 861RIBE	⊗	7-8-9 mm
	BW 861XZN	○	5-6-8 mm
	BW 866LP	●	1,6x8-1,6x10-2,0x12 mm
	BW 866PH	⊕	PH3-PH4
	BW 866PZ	⊕	PZ3-PZ4
	BW 866PE	○	7-8-10-12-14 mm
	BW 866TX	⊗	T40-T45-T50-T55-T60-T70
	BW 866RTX	⊗	T40-T45-T50-T55-T60-T70

020466116



1/2" 1/4"

BW 2046E/C116

Maleta portaherramientas de plástico con surtido de 116 herramientas para el mantenimiento general

X
116

215,00 €

453x375x90 mm



1/4"

	BW 900	○	4-4,5-5-5,5-6-7-8-9-10-11-12-13-14 mm
	BW 900L	○	6-7-8-9-10-11-12-13 mm
	BW 900E/55	⊗	126 mm
	BW 900/25		
	BW 900/20		50 mm
	BW 900/20L		100 mm
	BW 900/30		150 mm
	BW 900/42		115 mm

1/2"

	BW 920A	○	10-11-12-13-14-15-16-17-18-19-20-21-22-24-27-30-32 mm
	BW 920AL	○	14-15-17-19-22 mm
	BW 956C	○	16 mm (5/8") - 21 mm (13/16")
	BW 920E/55	⊗	264 mm
	BW 920/25		
	BW 920/21		125 mm
	BW 920/22		250 mm
	BW 910/16F	□ 3/8" - ■ 1/2"	
	BW 895/6	□ 1/2" - ○ 5/16"	

	BW 895/1	□ 1/4" - ○ 1/4"
	BW 892/0	● 1/4" - ■ 1/4"
	BW 861PH	⊕ 10 PH1-PH2
	BW 861PZ	⊕ 10 PZ1-PZ2
	BW 861PE	○ 10 3-4-5-6 mm
	BW 861LP	● 10 0,6x4-0,8x5,5-1,2x6,5 mm
	BW 861TX	⊗ 10 T10-T15-T20-T25-T27-T30
	BW 866LP	● 10 1,6x8-1,6x10-2,0x12 mm
	BW 866PH	⊕ 10 PH3-PH4
	BW 866PZ	⊕ 10 PZ3-PZ4
	BW 866PE	○ 10 7-8-10-12-14 mm
	BW 866TX	⊗ 10 T40-T45-T50-T55-T60-T70
	BW 42	⊗ 7-8-9-10-11-12-13-14-15-16-17-18-19 mm
	BW 96/SC9	○ 1,5-2-2,5-3-4-5-6-8-10 mm

020476008



1/4" 1/2"

X
108

BW 2047E/C108

Maleta portaherramientas de plástico con surtido de 108 herramientas para el mantenimiento general

269,00 €

555x370x92 mm



1/4"

	BW 900	○	4-4,5-5-5,5-6-7-8-9-10-11-12-13-14 mm
	BW 900E/55	⊕	126 mm
	BW 900/25		
	BW 900/20		50 mm
	BW 900/20L		100 mm
	BW 900/30		150 mm
	BW 900/42		115 mm

BW 860EA/31

●	⊕	BW 861LP	0,5x3-0,6x4,5-0,8x5,5-1,0x5,5-1,2x6,5-1,6x8 mm
⊕	⊕	BW 861PH	1-2-3
⊕	⊕	BW 861PZ	1-2-3
○	⊕	BW 861PE	2-3-4-5-6-8 mm
⊕	⊕	BW 861TX	T8-T9-T10-T15-T20-T25-T27-T30-T40
○	⊕	BW 861PQ	1-2-3 mm
○	⊕	BW 882M1	○ 1/4 - ● 1/4



1/2"

	BW 920A	○	10-11-12-13-14-15-16-17-18-19-20-21-22-24-27-30-32 mm
	BW 956C	○	16 mm (5/8") - 21 mm (13/16")
	BW 920E/55	⊕	264 mm
	BW 920/25		
	BW 920/21		125 mm
	BW 920/22		250 mm
	BW 910/16F	□ 3/8" - ■ 1/2"	

	BW 895/1	□ 1/4" - ○ 1/4"	
	BW 42	⊕	7-8-9-10-11-12-13-14-15-16-17-18-19 mm
	BW 96/SC9	○	1,5-2-2,5-3-4-5-6-8-10 mm
	BW 1048		250 mm
	BW 1082BM	⊕	160 mm
	BW 1150BM	⊕	180 mm
	BW 1166BM	●	160 mm
	1201E	●	3x75-4x100-5,5x125 6,5x150 mm
	1202E	⊕	PH1-PH2
	BW 1370	⊕	300 g

020546001



14"

X
100

BW 2054E-100

Maleta portaherramientas con surtido de 100 herramientas para el mantenimiento general

• Termoformado de espuma incluido

259,00 €

400x300x140 mm



	BW 42	6-7-8-9-10-11-12-13-14-15-16-17-19 mm
	BW 96BPC/SC9	1,5-2-2,5-3-4-5-6-8-10 mm
	BW 1048	250 mm
	BW 1082BM	160 mm
	BW 1150BM	180 mm
	BW 1166BM	160 mm
	1201E	3x75-5,5x100-6,5x150 mm
	1202E	PH0x60-PH1x80-PH2x100 mm
	BW 1253	3,5x100 mm
	BW 1370	300 g
	BW 1692/3	3 m
	1770A	9 mm
	BW 1770RL	x10
	BW 1778SCL	170 mm
	BW 1725CR	150 mm

BW 860EA/31

	BW 861LP	0,5x3-0,6x4,5-0,8x5,5-1,0x5,5-1,2x6,5-1,6x8 mm
	BW 861PH	1-2-3
	BW 861PZ	1-2-3
	BW 861PE	2-3-4-5-6-8 mm
	BW 861TX	T8-T9-T10-T15-T20-T25-T27-T30-T40
	BW 861PQ	1-2-3 mm
	BW 882M1	○ 1/4 - ● 1/4



	BW 882P/80	○ 1/4 - ● 1/4
	BW 895/1	○ 1/4 - □ 1/4
	BW 900	4-4,5-5-5,5-6-7-8-9-10-11-12-13-14 mm
	BW 900/20	50 mm
	BW 900/20L	100 mm
	BW 900/25	
	BW 900/30	150 mm
	BW 900/42	115 mm
	BW 900/55	150 mm

020546002



14" 3/8"

BW 2054E-128

Maleta portaherramientas con surtido de 128 herramientas para el mantenimiento general

• Termoformado de espuma incluido

299,00 €



BW 860EA/31

●	BW 861LP	0,5x3-0,6x4,5-0,8x5,5-1,0x5,5-1,2x6,5-1,6x8 mm
+	BW 861PH	1-2-3
+	BW 861PZ	1-2-3
○	BW 861PE	2-3-4-5-6-8 mm
⊕	BW 861TX	T8-T9-T10-T15-T20-T25-T27-T30-T40
○	BW 861PQ	1-2-3 mm
○	BW 882M1	○ 1/4 - ● 1/4



BW 1256/C21-1

●	BW 1256LP	1,5-2-2,5 mm
+	BW 1256PH	PH0-PH1
+	BW 1256PZ	PZ0-PZ1
○	BW 1256PE	0,7-0,9-1,3-1,5-2-2,5-3 mm
⊕	BW 1256TX	T4-T5-T6-T7
⊕	BW 1256RTX	T8-T10-T15
4 mm		99 mm



400x300x140 mm

**X
128**

	BW 42	7-8-9-10-11-12-13-14-15-16-17-19 mm
	BW 96BPC/SC9	1,5-2-2,5-3-4-5-6-8-10 mm
	BW 1048	250 mm
	BW 1082BM	160 mm
	BW 1150BM	180 mm
	BW 1166BM	160 mm
	1201E	3x75-5,5x100-6,5x150 mm
	1202E	PH0x60-PH1x80-PH2x100 mm
	BW 1128BMX	150 mm
	BW 1370	300 g
	BW 1692/3	3 m
	1771	18 mm
	BW 1771RL	x10
	BW 1833S	105 mm (1 pila AA - no incluida)

1/4"

	BW 895/1	○ 1/4 - □ 1/4
	BW 900	○ 4-4,5-5-5,5-6-7-8-9-10-11-12-13 mm
	BW 900/20L	100 mm
	BW 900/25	
	BW 900/30	150 mm
	BW 900/42	115 mm
	BW 900/55	150 mm

3/8"

	BW 910A	○ 14-15-17-18-19-22-24 mm
	BW 910/22	150 mm
	BW 910/25	
	BW 910/55	200 mm
	BW 920/15F	□ 1/2" - ■ 3/8"

020566010



1/4" 1/2"

BW 2056E

Maleta portaherramientas con surtido de 163 herramientas para el mantenimiento general

- Panel de herramientas interno extraíble
- Termoformado de espuma incluido



389,00 €

465x330x170 mm

020566110



1/4" 1/2"

BW 2056T/E

Trolley portaherramientas con surtido de 163 herramientas para el mantenimiento general

- Mango telescópico ajustable
- Panel de herramientas interno extraíble
- Termoformado de espuma incluido

429,00 €

465x330x225 mm



163

HERRAMIENTAS

	BW 42		8-9-10-11-12-13-14-15-16-17-18-19 mm		1202E		PH1x80-PH2x100 mm
	BW 96BPC/SC9		1,5-2-2,5-3-4-5-6-8-10 mm		1209E/PZ		PZ1x80-PZ2x100 mm
	BW 111		250 mm		BW 1128BMX		150 mm
	BW 1048		250 mm		BW 1253		3,5x100 mm
	BW 1082BM		160 mm		BW 1370		300 g
	BW 1150BM		180 mm		BW 1692/5		5 m
	BW 1166BM		160 mm		BW 1725CR		150 mm
	1201E		2,5x50-3x75-4x125-5,5x150-6,5x150-8x150 mm		1771		18 mm

1/4"

	BW 895/1		1/4 - 1/4
	BW 900		4-4,5-5-5,5-6-7-8-9-10-11-12-13-14 mm
	BW 900/20		50 mm
	BW 900/20L		100 mm
	BW 900/25		
	BW 900/30		150 mm
	BW 900/42		115 mm
	BW 900/55		150 mm

1/2"

	BW 920A		10-11-12-13-14-15-16-17-18-19-21-22-24 mm
	BW 920/21		125 mm
	BW 920/22		250 mm
	BW 910/16F		3/8" - 1/2"
	BW 920/25		
	BW 920/55		260 mm

BW 861/C61

	BW 861LP	0,5x3(2)-0,5x4(2)-0,6x4,5(2)-0,8x5(2)-1,0x5,5(2)-1,0x6(2)-1,6x8(2) mm
	BW 861PH	PH0(2)-PH1(7)-PH2(7)-PH3(2)
	BW 861PZ	PZ0(2)-PZ1(3)-PZ2(3)-PZ3(2)
	BW 861PE	1,5-2-2,5-3-4-4,5-5-5,5-6-8 mm
	BW 861TX	T9-T10-T15-T20-T25 T27-T30-T40
	BW 882M1	1/4 - 1/4



BW 1256/C21-1

	BW 1256LP	1,5-2-2,5 mm
	BW 1256PH	PH0-PH1
	BW 1256PZ	PZ0-PZ1
	BW 1256PE	0,7-0,9-1,3-1,5-2-2,5-3 mm
	BW 1256TX	T4-T5-T6-T7
	BW 1256RTX	T8-T10-T15
	4 mm	99 mm



020566022



X
147

BW 2056E 12V/19P

Maleta portaherramientas con surtido de 146 herramientas para el mantenimiento general y taladro atornillador 12 V

- Panel de herramientas interno extraíble
- Termoformado de espuma incluido

449,00 €



	BW 42		8-9-10-11-12-13-14-15-16-17-18-19 mm
	BW 96BPC/SC9		1,5-2-2,5-3-4-5-6-8-10 mm
	BW 111		250 mm
	BW 1048		250 mm
	BW 1082BM		160 mm
	BW 1150BM		180 mm
	BW 1166BM		160 mm
	1201E		2,5x50-3x75-4x125-5,5x150-6,5x150-8x150 mm
	1202E		PH1x80-PH2x100 mm
	1209E/PZ		PZ1x80-PZ2x100 mm
	BW 1128BMX		150 mm
	BW 1253		3,5x100 mm
	BW 1370		300 g
	BW 1692/5		5 m
	BW 1725CR		150 mm
	1771		18 mm
	BW 1696		300 mm

	1972/12V-10	
	1994BL 12V-2AH	
	1994CB 12V	
	410/SEL19	Ø 1+10 mm x 0,5 mm

1/4"

	BW 895/1		□ 1/4 - □ 1/4
	BW 900		4-4,5-5-5,5-6-7-8-9-10-11-12-13-14 mm
	BW 900/20		50 mm
	BW 900/20L		100 mm
	BW 900/25		
	BW 900/30		150 mm
	BW 900/42		115 mm
	BW 900/55		150 mm

BW 861/C61

	BW 861LP	0,5x3(2)-0,5x4(2)-0,6x4,5(2)-0,8x5(2)-1,0x5,5(2)-1,0x6(2)-1,6x8(2) mm
	BW 861PH	PH0(2)-PH1(7)-PH2(7)-PH3(2)
	BW 861PZ	PZ0(2)-PZ1(3)-PZ2(3)-PZ3(2)
	BW 861PE	1,5-2-2,5-3-4-4,5-5-5,5-6-8 mm
	BW 861TX	T9-T10-T15-T20-T25 T27-T30-T40
	BW 882M1	□ 1/4 - ● 1/4



021206911



BW 2120L-E/T91

Caja de herramientas de chapa con surtido de 91 herramientas para el mantenimiento general

• Termoformados rígidos incluidos

X
91

319,00 €



550x200x210 mm



BW 42	⊕	8-9-10-11-12-13-14-15-16-17-19 mm	20
BW 96/SC9	○	1,5-2-2,5-3-4-5-6-8-10 mm	



1201E	●	2,5x50-3x75-4x100-5,5x125-6,5x150 mm	6
1201EN	●	4x30 mm	



BW 860EA/31	⊕ ⊖ ⊕ ⊕ ⊕ ⊕ ⊕		37
BW 895/1	○ 1/4 - □ 1/4		
BW 900/30	150 mm		
1202E	⊕	PH0x60-PH1x80-PH2x100 mm	
1202EN	⊕	PH1x30 mm	



BW 1082BM	⌢	160 mm	3
BW 1150BM	≡	180 mm	
BW 1166BM	●	160 mm	

12"



BW 920A	○	10-11-12-13-14-15-16-17-18-19-20-21-22-23-24-27-30-32 mm	20
BW 920/55	⊗	250 mm	
BW 920/25			



BW 920/21	○	125 mm	5
BW 920/22		250 mm	
BW 910/16F	□ 3/8" - ■ 1/2"		
BW 1048		250 mm	
1771		18 mm	

022006130

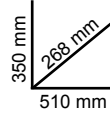
BW C22E

125,00 €

Caja de herramientas con 3 cajones

- 3 cajones de 435x210x50 mm, montados sobre guías telescópicas de rodamientos
- Compartimento superior de 505x256x60 mm
- Cerradura centralizada frontal
- Asa en la tapa
- Tiradores laterales retráctiles para facilitar el transporte

n°	h	max
3	50 mm	5 kg



20 kg

022006201

BW 2200E/21

Caja de herramientas con 3 cajones con surtido de 159 herramientas

- Termoformados de espuma incluidos



409,00 €

14"
12"



BW 861/C61	⊕ ⊖ ⊕ ⊖ ⊕ ⊖ ⊕ ⊖	BW 900	⊕ 4-4,5-5-5,5-6-7-8-9-10-11-12-13-14 mm
BW 1256/C21-1	⊕ 4 mm	BW 900/20	⊕ 50 mm
BW 900/55	⊕ 150 mm	BW 900/20L	⊕ 100 mm
BW 920/55	⊕ 260 mm	BW 920/25	⊕
BW 900/25	⊕	BW 920/22	⊕ 250 mm
BW 900/42	⊕ 115 mm	BW 910/16F	⊕ 3/8" - ⊕ 1/2"
BW 895/1	⊕	BW 920A	⊕ ⊕ 13-14-15-16-17-18-19-21-22 mm



BW 42	⊕ 8-10-11-12-13-14-15-17-19 mm	BW 1150BM	⊕ 180 mm
BW 1082BM	⊕ 160 mm	1770A	9 mm
		BW 1770RL	x10



BW 96BPC/SC9	⊕ 1,5-2-2,5-3-4-5-6-8-10 mm	1202E	⊕ PH1x80- PH2x100
1201E	⊕ 2,5x50-3x75- 4x100-5,5x125 mm	1202EN	⊕ PH1x30 mm
1201EN	⊕ 4x30	BW 1253	⊕ 3,5x100 mm

X
159

	BW 1048	250 mm
	BW 1128BMX	150 mm
	BW 1370	300 g
	BW 1692	5 m

043006003

BW C43

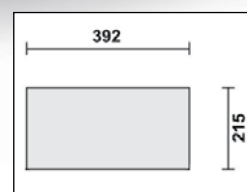
175,00 €

Trolley portaherramientas de 3 módulos

- Estructura en chapa y material plástico
- 3 módulos separables:
 - 1 cesta superior (altura 222 mm)
 - 1 módulo central (altura 168 mm), con 2 cajones (altura 60 mm)
 - 1 módulo inferior (altura 332 mm), con puerta basculante (altura 280 mm), con ruedas
- Ruedas de \varnothing 128 mm
- Mango telescópico ajustable en 4 posiciones
- Sistema de desenganche de los módulos con acceso fácil a todos los compartimentos de herramientas
- Cesta superior con bandeja portaobjetos interno extraíble y 2 portapiezas pequeñas integrados en la tapa



827 mm
323 mm
526 mm



3 módulos apilables



043006201

BW 4300E/21

Trolley portaherramientas con surtido de 212 herramientas para el mantenimiento general

549,00 €



X
212

	BW 42		7-8-9-10-11-12-13-14-15-16-17-18-19-22 mm
	BW 96BPC/SC9		1,5-2-2,5-3-4-5-6-8-10 mm
	BW 111		200 mm
	BW 1048		250 mm
	BW 1052		240 mm
	BW 1082BM		160 mm
	BW 1150BM		180 mm
	BW 1166BM		160 mm
	1201E		2,5x50-3x75-4x100-5,5x150-6,5x150 mm
	1201EN		4x30 mm
	1202E		PH0x60-PH1x80-PH2x100 mm
	1202EN		PH1x30 mm
	BW 1128BMX		150 mm
	BW 1253		3,5x100 mm
	BW 1370		300 g
	BW 1390		Ø 35 mm
	BW 1692		3 m
	BW 1696		300 mm
	1771		18 mm
	BW 1771RL		x10
	BW 1725CR		150 mm
	BW 1098		220 mm
	BW 1719BMA...P		200 mm
	BW 1719BMA...M		200 mm
	BW 1719BMA...R		200 mm
	BW 1833S		105 mm (1 pila AA - no incluida)

BW 861/C61

	BW 861LP	0,5x3(2)-0,5x4(2)-0,6x4,5(2)-0,8x5(2)-1,0x5,5(2)-1,0x6(2)-1,6x8(2) mm
	BW 861PH	PH0(2)-PH1(7)-PH2(7)-PH3(2)
	BW 861PZ	PZ0(2)-PZ1(3)-PZ2(3)-PZ3(2)
	BW 861PE	1,5-2-2,5-3-4-4,5-5-5,5-6-8 mm
	BW 861TX	T9-T10-T15-T20-T25 T27-T30-T40
	BW 882M1	○ 1/4 - ● 1/4



BW 1256/C21-1

	BW 1256LP	1,5-2-2,5 mm
	BW 1256PH	PH0-PH1
	BW 1256PZ	PZ0-PZ1
	BW 1256PE	0,7-0,9-1,3-1,5-2-2,5-3 mm
	BW 1256TX	T4-T5-T6-T7
	BW 1256RTX	T8-T10-T15
	4 mm	99 mm



BW 903E/C42

	BW 900		4-4,5-5-5,5-6-7-8-9-10-11-12-13-14 mm
	BW 900E/55		126 mm
	BW 900/25		
	BW 900/20		50 mm
	BW 900/20L		100 mm
	BW 900/42		115 mm
	BW 900/30		150 mm
	BW 96		1,3-1,5-2-2,5 mm
	BW 895/1		○ 1/4 - □ 1/4
	BW 861LP		0,6x4-0,8x5,5-1,2x6,5 mm
	BW 861PH		PH1-PH2-PH3
	BW 861PZ		PZ1-PZ2-PZ3
	BW 861PE		3-4-5-6 mm
	BW 861TX		T10-T15-T20-T25-T30



BW 923E/C25

	BW 920A		8-9-10-11-12-13-14-15-16-17-18-19-20-21-22-23-24-27-30-32 mm
	BW 920E/55		264 mm
	BW 920/25		
	BW 920/21		125 mm
	BW 920/22		250 mm
	BW 910/16F		□ 3/8" - ■ 1/2"





BW 5000S/3M

X
189

Carro de herramientas auxiliar con 3 cajones con surtido de 189 herramientas, en termoformados de espuma

- Encimera de termoplástico
- 3 cajones de 588x367 mm, montados sobre guías telescópicas de rodamientos, altura 70 mm
- El fondo de los cajones está protegido por tapetes de goma expandida
- Cerradura de seguridad centralizada frontal
- Práctico soporte para destornilladores lateral incluido
- 2 soportes laterales para aerosoles incorporados
- Amplio estante inferior protegido con alfombrilla de caucho antiaceite y antigasolina
- 4 ruedas de Ø 125 mm: 2 fijas y 2 giratorias (1 con freno)
- Capacidad de cada cajón: 15 kg, distribuidos uniformemente
- Capacidad de carga estática: 400 kg

400 kg



n°	h	↓ max
3	70 mm	15 kg

825,00 €



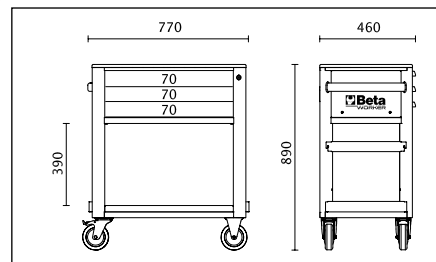
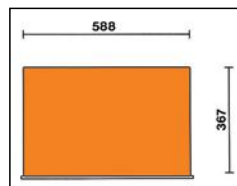
050006331



050006332



050006333



31

- BW 42** 6-7-8-9-10-11-12-13-14-15-16-17-18-19-20-21-22-23-24 mm
1201E 2,5x50-3x75-4x100-5,5x125-6,5x150-8x200 mm
1202E PH0x60-PH1x80-PH2x100-PH3x150 mm
1201EN 4x30 mm
1202EN PH1x30 mm



13

- BW 32** Ø 4 mm
BW 34 150 mm
BW 36 150 mm
BW 1048 250 mm
BW 1082BM 160 mm
BW 1150BM 180 mm
BW 1166BM 200 mm
BW 1370 500 g
BW 1390 Ø 35 mm
1032 180 mm
1034 170 mm
1036 175 mm
1038 175 mm



1/4"

- BW 900** 4-4,5-5-5,5-6-7-8-9-10-11-12-13-14 mm
BW 900ME 3-4-5-6-7-8 mm
BW 900TX T06-T07-T08-T09-T10-T15-T20-T25
BW 900/20 50 mm
BW 900/20L 100 mm
BW 900/25 150 mm
BW 900/30 150 mm
BW 900/42 115 mm
BW 900/55 150 mm
BW 895/1 1/4" - 1/4"

- BW 96BPC/SC9** 1,5-2-2,5-3-4-5-6-8-10 mm
BW 111 250 mm

1/2"

- BW 920A** 8-9-10-11-12-13-14-15-16-17-18-19-20-21-22-23-24-27-30-32 mm
BW 920PE 5-6-7-8-9-10-12-14 mm
BW 920TX T27-T30-T40-T45-T50-T55-T60
BW 920/21 125 mm
BW 920/22 250 mm
BW 910/16F 3/8" - 1/2"
BW 920/25
BW 920/55 260 mm

145

BW 861/C61

⊖	BW 861LP	0,5x3(2)-0,5x4(2)-0,6x4,5(2)-0,8x5(2)-1,0x5,5(2)-1,0x6(2)-1,6x8(2) mm
⊕	BW 861PH	PH0(2)-PH1(7)-PH2(7)-PH3(2)
⊕	BW 861PZ	PZ0(2)-PZ1(3)-PZ2(3)-PZ3(2)
⊕	BW 861PE	1,5-2-2,5-3-4-4,5-5-5,5-6-8 mm
⊕	BW 861TX	T9-T10-T15-T20-T25 T27-T30-T40
⊕	BW 882M1	1/4 - 1/4



024006201



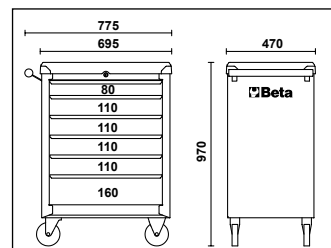
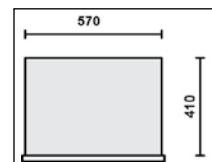
BW C04BOX-A VU

Cajonera móvil con 6 cajones con surtido de 196 herramientas para el mantenimiento general, en termoformados de espuma

- Encimera de ABS con 6 bandejas portapiezas pequeñas
- 6 cajones de 570x410 mm, montados sobre guías telescópicas de rodamientos
- El fondo de los cajones está protegido por tapetes de goma expandida
- 4 ruedas de Ø 125 mm: 2 fijas y 2 giratorias (2 con freno)
- Cerradura de seguridad centralizada frontal



X
196



n°	h	max
1	80 mm	20 kg
4	110 mm	20 kg
1	160 mm	25 kg



769,00 €



36

BW 42 6-7-8-9-10-11-12-13-14-15-16-17-19-21-22-24 mm
BW 96BPC/SC9 150 mm
BW 1719BMA8/P 200 mm
BW 1719BMA8/M 200 mm
BW 1719BMA8/R 200 mm

BW 1128BMX 1201E
1201EN
1202E
1202EN

150 mm
 ● 3,5x100-5,5x150-6,5x150 mm
 ● 4x30 mm
 ● PH1x80-PH2x100 mm
 ● PH1x30



23

BW 31 Ø 2-3-4-5-6 mm
1771 18 mm
BW 1048 250 mm
BW 1082BM 160 mm
BW 1150BM 180 mm

BW 1166BM ● 160 mm
BW 1692/3 3 m
BW 1370 300 g
BW 1390 Ø 35 mm
BW 1771RL x10 18 mm



1/4"

BW 900 ○ 4-4,5-5-5,5-6-7-8-9-10-11-12-13-14 mm
 ○ 6-7-8-9-10-11-12-13 mm
 ○ 1/4 - □ 1/4
BW 900L
BW 895/1
BW 900/20 50 mm
BW 900/20L 100 mm
BW 900/25
BW 900/30 150 mm
BW 900/42 115 mm
BW 900/55 ⊕ 150 mm

BW 861/C61

●	BW 861LP	0,5x3(2)-0,5x4(2)-0,6x4,5(2)-0,8x5(2)-1,0x5,5(2)-1,0x6(2)-1,6x8(2) mm
⊕	BW 861PH	PH0(2)-PH1(7)-PH2(7)-PH3(2)
⊕	BW 861PZ	PZ0(2)-PZ1(3)-PZ2(3)-PZ3(2)
⊕	BW 861PE	1,5-2-2,5-3-4-4,5-5-5,5-6-8 mm
⊕	BW 861TX	T9-T10-T15-T20-T25 T27-T30-T40
⊕	BW 882M1	○ 1/4 - ● 1/4

1/2"

BW 920A ○ 12-13-14-15-16-17-18-19-20-21-22-24-27-30-32 mm
 ○ 14-15-17-19 mm
BW 920AL
BW 920/21 125 mm
BW 920/22 250 mm
BW 910/16F □ 3/8" - ■ 1/2"
BW 920/25
BW 920/55 ⊕ 260 mm
BW 956C 16-20,8 mm

BW 1256/C21-1

●	BW 1256LP	1,5-2-2,5 mm
⊕	BW 1256PH	PH0-PH1
⊕	BW 1256PZ	PZ0-PZ1
○	BW 1256PE	0,7-0,9-1,3-1,5-2-2,5-3 mm
⊕	BW 1256TX	T4-T5-T6-T7
⊕	BW 1256RTX	T8-T10-T15
4 mm		99 mm

137

BW 2400S 7/E-S

Cajonera móvil con 7 cajones con surtido de 240 herramientas, en termoformados de espuma

- Encimera de termoplástico
- 7 cajones de 588x367 mm, montados sobre guías telescópicas de rodamientos:
 - 5 cajones, altura 70 mm
 - 1 cajón, altura 140 mm
 - 1 cajón, altura 210 mm
- El fondo de los cajones está protegido por tapetes de goma expandida
- 4 ruedas de Ø 125 mm: 2 fijas y 2 giratorias (1 con freno)
- Cerradura de seguridad centralizada frontal
- Portafrascos lateral integrado
- Capacidad de carga estática: 800 kg

X
240

800 kg



1.149,00 €



024006221

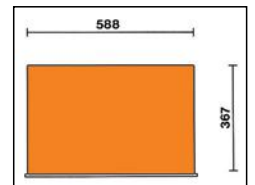



024006222



024006223

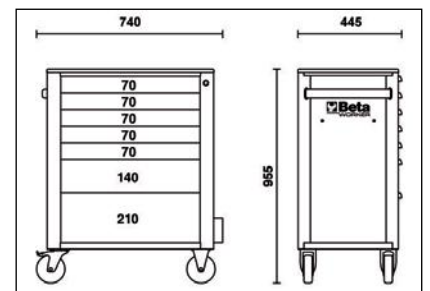
n°	h	max
5	70 mm	25 kg
1	140 mm	30 kg
1	210 mm	30 kg



Tirador de nailon de alta resistencia



Ruedas con núcleo de metal para mayor robustez





- 1201E 2,5x50-3x75-4x100-5,5x125-6,5x150-8x200 mm
 1201EN 4x30 mm
 1202E PH0x60-PH1x80-PH2x100-PH3x150 mm
 1202EN PH1x30 mm
 1207E/TX T6-T7-T8-T9-T10-T15-T20-T25-T27-T30-T40
 BW 96BPC/SC9 1,5-2-2,5-3-4-5-6-8-10 mm



- BW 42 6-7-8-9-10-11-12-13-14-15-16-17-18-19-20-21-22-23-24 mm
 BW 55 6x7-8x9-10x11-12x13-14x15-16x17-18x19-20x22 mm
 BW 90 6x7-8x9-10x11-12x13-14x15-16x17-18x19-20x22 mm
 BW 111 250 mm



- BW 32 Ø 4 mm
 BW 34 150 mm
 BW 36 150 mm
 1032 19+60 mm
 1034 19+60 mm
 1036 19+60 mm
 1038 19+60 mm
 BW 1048 250 mm
 BW 1082BM 160 mm
 BW 1150BM 180 mm
 BW 1166BM 200 mm
 BW 1370 500 g
 BW 1390 Ø 35 mm



- 1/4"** BW 900 4-4,5-5-5,5-6-7-8-9-10-11-12-13-14 mm
 BW 900L 4-4,5-5-5,5-6-7-8-9-10-11-12-13-14 mm
 BW 900ME 3-4-5-6-7-8 mm
 BW 900TX T6-T7-T8-T9-T10-T15-T20-T25
 BW 895/1 1/4 - 1/4
 BW 900/20 50 mm
 BW 900/20L 100 mm
 BW 900/25 150 mm
 BW 900/30 150 mm
 BW 900/42 115 mm
 BW 900/55 150 mm
1/2" BW 920A 8-9-10-11-12-13-14-15-16-17-18-19-20-21-22-23-24-27-30-32 mm
 BW 920AL 10-12-13-14-15-16-17-18-19-21-22 mm
 BW 920PE 5-6-7-8-9-10-12-14 mm
 BW 920TX T27-T30-T40-T45-T50-T55-T60
 BW 920/21 125 mm
 BW 920/22 250 mm
 BW 910/16F 3/8" - 1/2"
 BW 920/25 260 mm
 BW 920/55 260 mm

BW 861/C61

⦿	BW 861LP	0,5x3(2)-0,5x4(2)-0,6x4,5(2)-0,8x5(2)-1,0x5,5(2)-1,0x6(2)-1,6x8(2) mm
⊕	BW 861PH	PH0(2)-PH1(7)-PH2(7)-PH3(2)
⊕	BW 861PZ	PZ0(2)-PZ1(3)-PZ2(3)-PZ3(2)
○	BW 861PE	1,5-2-2,5-3-4-4,5-5-5,5-6-8 mm
⊖	BW 861TX	T9-T10-T15-T20-T25 T27-T30-T40
⦿	BW 882M1	1/4 - 1/4



BW 2400S 7/E-M

Cajonera móvil con 7 cajones con surtido de 309 herramientas, en termoformados de espuma

- Encimera de termoplástico
- 7 cajones de 588x367 mm, montados sobre guías telescópicas de rodamientos:
 - 5 cajones, altura 70 mm
 - 1 cajón, altura 140 mm
 - 1 cajón, altura 210 mm
- El fondo de los cajones está protegido por tapetes de goma expandida
- 4 ruedas de Ø 125 mm: 2 fijas y 2 giratorias (1 con freno)
- Cerradura de seguridad centralizada frontal
- Portafrascos lateral integrado
- Capacidad de carga estática: 800 kg

X
309

800 kg



1.369,00 €




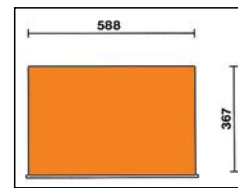
024006224



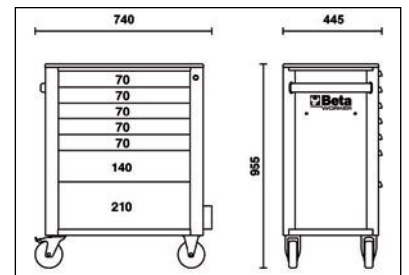
024006225



024006226



n°	h	max
5	70 mm	25 kg
1	140 mm	30 kg
1	210 mm	30 kg



Tirador de nailon de alta resistencia



Ruedas con núcleo de metal para mayor robustez





13

- BW 32 Ø 4 mm
- BW 34 150 mm
- BW 36 150 mm
- 1032 ○ 19+60 mm
- 1034 ○ 19+60 mm
- 1036 ● 19+60 mm
- 1038 ● 19+60 mm
- BW 1048 250 mm
- BW 1082BM < 160 mm
- BW 1150BM = 180 mm
- BW 1166BM ● 200 mm
- BW 1370 500 g
- BW 1390 Ø 35 mm



37

- BW 42 6-7-8-9-10-11-12-13-14-15-16-17-18-19-20-21-22-23-24-27-30-32 mm
- BW 96BPC/SC9 ○ 1,5-2-2,5-3-4-5-6-8-10 mm



159

14

- BW 900 ○ 4-4,5-5-5,5-6-7-8-9-10-11-12-13-14 mm
- BW 900L ○ 4-4,5-5-5,5-6-7-8-9-10-11-12-13-14 mm
- BW 900ME ○ 3-4-5-6-7-8 mm
- BW 900TX ○ T6-T7-T8-T9-T10-T15-T20-T25
- BW 895/1 ○ 1/4 - □ 1/4
- BW 900/20 50 mm
- BW 900/20L 100 mm
- BW 900/25
- BW 900/30 150 mm
- BW 900/42 115 mm
- BW 900/55 ⊗ 150 mm

12

- BW 920A ○ 8-9-10-11-12-13-14-15-16-17-18-19-20-21-22-23-24-27-30-32 mm
- BW 920AL ○ 10-12-13-14-15-16-17-18-19-21-22 mm
- BW 920PE ○ 5-6-7-8-9-10-12-14 mm
- BW 920TX ○ T27-T30-T40-T45-T50-T55-T60
- BW 920/21 125 mm
- BW 920/22 250 mm
- BW 910/16F □ 3/8" - ■ 1/2"
- BW 920/25
- BW 920/55 ⊗ 260 mm

BW 861/C61

●	BW 861LP	0,5x3(2)-0,5x4(2)-0,6x4,5(2)-0,8x5(2)-1,0x5,5(2)-1,0x6(2)-1,6x8(2) mm
⊕	BW 861PH	PH0(2)-PH1(7)-PH2(7)-PH3(2)
⊕	BW 861PZ	PZ0(2)-PZ1(3)-PZ2(3)-PZ3(2)
○	BW 861PE	1,5-2-2,5-3-4-4,5-5-5,5-6-8 mm
⊗	BW 861TX	T9-T10-T15-T20-T25 T27-T30-T40
□	BW 882M1	○ 1/4 - ● 1/4



60

- 38** BW 55 6x7-8x9-10x11-12x13-14x15-16x17-18x19-20x22 mm
- BW 90 6x7-8x9-10x11-12x13-14x15-16x17-18x19-20x22 mm
- BW 910A ○ 6-7-8-9-10-11-12-13-14-15-16-17-18-19-20-21-22 mm
- BW 910AL ○ 8-10-11-12-13-14-17-19 mm
- BW 910PE ○ 4-5-6-7-8-9-10 mm
- BW 910TX ○ T15-T20-T25-T27-T30-T40-T45
- BW 910/21 125 mm
- BW 910/22 150 mm
- BW 910/25
- BW 910/55 ⊗ 205 mm
- BW 920/15F □ 1/2" - ■ 3/8"



46

- 1201E ● 2,5x50-3x75-4x100-5,5x125-6,5x150-8x200 mm
- 1202E ⊕ PH0x60-PH1x80-PH2x100-PH3x150 mm
- 1201EN ● 4x30 mm
- 1202EN ⊕ PH1x30 mm
- 1207E/TX ○ T6-T7-T8-T9-T10-T15-T20-T25-T27-T30-T40-T45

BW 1256/C21-1

●	BW 1256LP	1,5-2-2,5 mm
⊕	BW 1256PH	PH0-PH1
⊕	BW 1256PZ	PZ0-PZ1
○	BW 1256PE	0,7-0,9-1,3-1,5-2-2,5-3 mm
⊗	BW 1256TX	T4-T5-T6-T7
⊗	BW 1256RTX	T8-T10-T15
4 mm		99 mm



BW 2400S 8/E-L

Cajonera móvil con 8 cajones con surtido de 398 herramientas, en termoformados de espuma

- Encimera de termoplástico
- 8 cajones de 588x367 mm, montados sobre guías telescópicas de rodamientos:
 - 7 cajones, altura 70 mm
 - 1 cajón, altura 210 mm
- El fondo de los cajones está protegido por tapetes de goma expandida
- 4 ruedas de Ø 125 mm: 2 fijas y 2 giratorias (1 con freno)
- Cerradura de seguridad centralizada frontal
- Portafrascos lateral integrado
- Capacidad de carga estática: 800 kg

1.849,00 €

800 kg



024006241



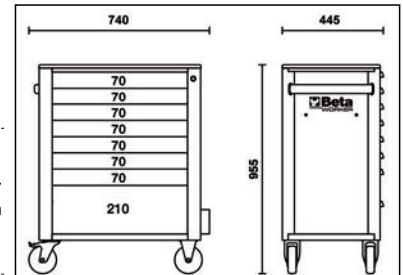

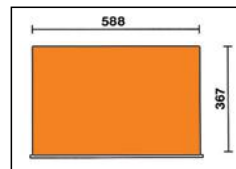
024006242



024006243



n°	h	↓ max
7	70 mm	25 kg
1	210 mm	30 kg



31

BW 42 6-7-8-9-10-11-12-13-14-15-16-17-18-19-20-21-22-23-24-27-30-32 mm
 BW 96BPC/SC9 1,5-2-2,5-3-4-5-6-8-10 mm



25

1201E 2,5x50-3x75-4x100-5,5x125-6,5x150-8x200 mm
 1201EN 4x30 mm
 1202E PH0x60-PH1x80-PH2x100-PH3x150 mm
 1202EN PH1x30 mm
 1207E/TX T6-T7-T8-T9-T10-T15-T20-T25-T27-T30-T40-T45
 BW 1253 0,5x100 mm

196



- 1/4"**
- BW 900 ○ 4-4,5-5-5,5-6-7-8-9-10-11-12-13-14 mm
 - BW 900L ○ 4-4,5-5-5,5-6-7-8-9-10-11-12-13-14 mm
 - BW 900FTX ○ E4-E5-E6-E7-E8-E10
 - BW 900ME ○ 3-4-5-6-7-8 mm
 - BW 900TX ○ T6-T7-T8-T9-T10-T15-T20-T25
 - BW 900LP ● 0,8x4-1x5,5-1,2x6,5-1,2x8 mm
 - BW 900PH ● PH0-PH1-PH2-PH3
 - BW 895/1 ○ 1/4" - □ 1/4"
 - BW 900/20 50 mm
 - BW 900/20L 100 mm
 - BW 900/25 150 mm
 - BW 900/30 115 mm
 - BW 900/42 150 mm
 - BW 900/55 ● 150 mm

- 3/8"**
- BW 910A ○ 6-7-8-9-10-11-12-13-14-15-16-17-18-19-20-21-22-24 mm
 - BW 910AL ○ 8-10-11-12-13-14-17-19 mm
 - BW 910FTX ○ E6-E7-E8-E10-E11-E12-14
 - BW 910PE ○ 4-5-6-7-8-9-10 mm
 - BW 910TX ○ T15-T20-T25-T27-T30-40-T45
 - BW 910/21 125 mm
 - BW 910/22 150 mm
 - BW 910/25 ● 205 mm
 - BW 910/55 ○ 1/2" - ■ 3/8"
 - BW 920/15F □ 1/2" - ■ 3/8"

BW 861/C61

●	BW 861LP	0,5x3(2)-0,5x4(2)-0,6x4,5(2)-0,8x5(2)-1,0x5,5(2)-1,0x6(2)-1,6x8(2) mm
+	BW 861PH	PH0(2)-PH1(7)-PH2(7)-PH3(2)
+	BW 861PZ	PZ0(2)-PZ1(3)-PZ2(3)-PZ3(2)
○	BW 861PE	1,5-2-2,5-3-4-4,5-5-5,5-6-8 mm
○	BW 861TX	T9-T10-T15-T20-T25 T27-T30-T40
○	BW 882M1	○ 1/4 - ● 1/4

BW 1256/C21-1

●	BW 1256LP	1,5-2-2,5 mm
+	BW 1256PH	PH0-PH1
+	BW 1256PZ	PZ0-PZ1
○	BW 1256PE	0,7-0,9-1,3-1,5-2-2,5-3 mm
○	BW 1256TX	T4-T5-T6-T7
○	BW 1256RTX	T8-T10-T15
4 mm		99 mm

78



- 1/2"**
- BW 920A ○ 8-9-10-11-12-13-14-15-16-17-18-19-20-21-22-23-24-27-30-32 mm
 - BW 920AL ○ 10-12-13-14-15-16-17-18-19-21-22-24-27-30-32 mm
 - BW 920FTX ○ E10-E12-E14-E16-E18-E20-E22-E24
 - BW 920PE ○ 5-6-7-8-9-10-12-14 mm
 - BW 920PE-L ○ 5-6-7-8-9-10-12-14 mm
 - BW 920TX ○ T27-T30-T40-T45-T50-T55-T60
 - BW 920TX-L ○ T30-T40-T45-T50-T55-T60-T70
 - BW 920/21 125 mm
 - BW 920/22 250 mm
 - BW 910/16F □ 3/8" - ■ 1/2"
 - BW 920/25 ● 260 mm
 - BW 920/55 ● 260 mm

30



- BW 55 ● 6x7-8x9-10x11-12x13-14x15-16x17-18x19-20x22-21x23-24x27-30x32 mm
- BW 90 ● 6x7-8x9-10x11-12x13-14x15-16x17-18x19-20x22-21x23-24x27-30x32 mm
- BW 97TX/SC8 ○ T9-T10-T15-T20-T25-T27-T30-T40

73



- 1032 ○ 19+60 mm
- 1034 ○ 19+60 mm
- 1036 ● 19+60 mm
- 1038 ● 19+60 mm
- BW 1048 250 mm
- BW 1052 190 - 240 mm
- BW 1098 220 mm
- BW 1082BM ≡ 160 mm
- BW 1150BM ≡ 180 mm
- BW 1166BM ● 200 mm
- BW 1168BM ● 200 mm
- BW 1128BMX 150 mm

25



- BW 30 Ø 2-3-4 mm
- BW 31 Ø 2-3-4-5-6-8 mm
- BW 32 Ø 4 mm
- BW 34 125-150-175 mm
- BW 36 150 mm
- BW 1370 500 g
- BW 1390 Ø 35 mm
- BW 1692/3 3 mm
- BW 1712T 150+590 mm
- BW 1719BMA8/Q ■ 200 mm
- BW 1719BMA8/T ▲ 200 mm
- BW 1719BMA8/P I 200 mm
- BW 1719BMA8/M ● 200 mm
- BW 1719BMA8/R ● 200 mm
- BW 1737NX 270 mm
- 1771 18 mm

X
487

BW 2400S XL9/E-XL

Cajonera móvil con 9 cajones con sistema antivuelco, modelo largo con surtido de 487 herramientas, en termoformados de espuma

1.000 kg

- Encimera de ABS de alta resistencia, con 6 bandejas portapiezas pequeñas
- 9 cajones de 882x367 mm, montados sobre guías telescópicas de rodamientos:
 - 8 cajones, altura 70 mm
 - 1 cajón, altura 140 mm
- Tirador de nailon de alta resistencia, con portaetiquetas integrado
- El fondo de los cajones está protegido por tapetes de goma expandida
- 4 ruedas de Ø 125 mm:
 - 2 fijas y 2 giratorias (1 con freno)
- Cerradura de seguridad centralizada frontal
- Portafrascos lateral integrado
- Capacidad de carga estática: 1.000 kg



2.749,00 €



024006251



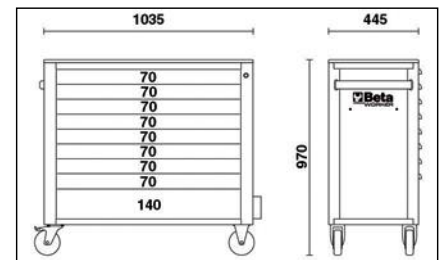
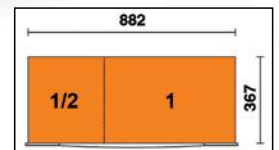
024006252



024006253



n°	h	max
8	70 mm	30 kg
1	140 mm	35 kg



196

1/4"	BW 900	○ 4-4-5-5-5-6-7-8-9-10-11-12-13-14 mm
	BW 900L	○ 4-4-5-5-5-6-7-8-9-10-11-12-13-14 mm
	BW 900FTX	⊗ E4-E5-E6-E7-E8-E10
	BW 900ME	○ 3-4-5-6-7-8 mm
	BW 900TX	⊕ T6-T7-T8-T9-T10-T15-T20-T25
	BW 900LP	● 0,8x4-1x5,5-1,2x6,5-1,2x8 mm
	BW 900PH	⊕ PH0-PH1-PH2-PH3
	BW 895/1	○ 1/4" - □ 1/4"
	BW 900/20	50 mm
	BW 900/20L	100 mm
	BW 900/25	150 mm
	BW 900/30	115 mm
	BW 900/42	115 mm
	BW 900/55	⊗ 150 mm

3/8"	BW 910A	○ 6-7-8-9-10-11-12-13-14-15-16-17-18-19-20-21-22-24 mm
	BW 910AL	○ 8-10-11-12-13-14-17-19 mm
	BW 910FTX	⊗ E6-E7-E8-E10-E11-E12-14
	BW 910PE	○ 4-5-6-7-8-9-10 mm
	BW 910TX	⊗ T15-T20-T25-T27-T30-40-T45
	BW 910/21	125 mm
	BW 910/22	150 mm
	BW 910/25	
	BW 910/55	⊗ 205 mm
	BW 920/15F	□ 1/2" - ■ 3/8"

BW 861/C61

●	BW 861LP	0,5x3(2)-0,5x4(2)-0,6x4,5(2)-0,8x5(2)-1,0x5,5(2)-1,0x6(2)-1,6x8(2) mm
⊕	BW 861PH	PH0(2)-PH1(7)-PH2(7)-PH3(2)
⊕	BW 861PZ	PZ0(2)-PZ1(3)-PZ2(3)-PZ3(2)
⊕	BW 861PE	1,5-2-2,5-3-4-4,5-5-5,5-6-8 mm
⊕	BW 861TX	T9-T10-T15-T20-T25 T27-T30-T40
	BW 882M1	○ 1/4 - ● 1/4

BW 1256/C21-1

●	BW 1256LP	1,5-2-2,5 mm
⊕	BW 1256PH	PH0-PH1
⊕	BW 1256PZ	P20-PZ1
⊕	BW 1256PE	0,7-0,9-1,3-1,5-2-2,5-3 mm
⊕	BW 1256TX	T4-T5-T6-T7
⊕	BW 1256RTX	T8-T10-T15
		4 mm



BW 42 6-7-8-9-10-11-12-13-14-15-16-17-18-19-20-21-22-23-24-27-30-32 mm
BW 96BPC/SC9 1,5-2-2,5-3-4-5-6-8-10 mm



BW 55 6x7-8x9-10x11-12x13-14x15-16x17-18x19-20x22-21x23-24x27-30x32 mm
BW 90 6x7-8x9-10x11-12x13-14x15-16x17-18x19-20x22-21x23-24x27-30x32 mm
BW 97TX/SC8 T9-T10-T15-T20-T25-T27-T30-T40



1032 19+60 mm
1034 19+60 mm
1036 19+60 mm
1038 19+60 mm
BW 1048 250 mm
BW 1052 190 - 240 mm
BW 1098 220 mm
BW 1082BM 160 mm
BW 1150BM 180 mm
BW 1166BM 200 mm
BW 1168BM 200 mm
BW 1128BMX 150 mm



BW 920A 8-9-10-11-12-13-14-15-16-17-18-19-20-21-22-23-24-27-30-32 mm
BW 920AL 10-12-13-14-15-16-17-18-19-21-22-24-27-30-32 mm
BW 920FTX E10-E12-E14-E16-E18-E20-E22-E24
BW 920PE 5-6-7-8-9-10-12-14 mm
BW 920PE-L 5-6-7-8-9-10-12-14 mm
BW 920TX T27-T30-T40-T45-T50-T55-T60
BW 920TX-L T30-T40-T45-T50-T55-T60-T70
BW 920/21 125 mm
BW 920/22 250 mm
BW 910/16F 3/8" - 1/2"
BW 920/25 260 mm
BW 920/55 260 mm



1201E 2,5x50-3x75-4x100-5,5x125-6,5x150-8x200 mm
1201EN 4x30 mm
1202E PH0x60-PH1x80-PH2x100-PH3x150 mm
1202EN PH1x30 mm
1207E/TX T6-T7-T8-T9-T10-T15-T20-T25-T27-T30-T40-T45
BW 1253 0,5x100 mm



BW 720 10-12-13-15-17-19-21-24 mm
BW 720L 17-19-21-22 mm
BW 720/21 125 mm
BW 900/16 1/4" - 3/8"
BW 910/15 3/8" - 1/4"
BW 910/16F 3/8" - 1/2"
BW 920/15F 1/2" - 3/8"
BW 920/16 1/2" - 3/4"
BW 943FL 6-7-8 mm
BW 1687D 153 mm
BW 1687U 153 mm
BW 1687A 153 mm
BW 1687AC 153 mm



BW 1370 500 g
BW 1380 1.000 g
BW 1390 35 mm
BW 1737NX



BW 141 8-9-10-11-12-13-14-15-17-19 mm
BW 410/SP19 1+10 mm x 0,5 mm
BW 1725CR 260 mm



BW 977TX T8-T9-T10-T15-T20-T25-T27-T30-T40
BW 1682 300 mm
BW 1650 150 mm



BW 30 2-3-4 mm
BW 31 2-3-4-5-6-8 mm
BW 32 4 mm
BW 34 125-150-175 mm
BW 1692/3 3 mm
BW 1712T 150+590 mm
BW 1725 420 mm
BW 1719BMA8/T 200 mm
BW 1719BMA8/P 200 mm
BW 1719BMA8/M 200 mm
BW 1719BMA8/R 200 mm
BW 1719BMA8/Q 200 mm
1771 18 mm
BW 1833S 200 lumen



BW 1149F 175 mm
BW 1602 0,75+6 mm²
BW 1603 1,25+5,5 mm²
BW 1606T 0,1+10 mm²
BW 1608 0,5+6 mm²



943E 6-7-8-9-10-11-12-13 mm



BW 96T 2-2,5-3-4-5-6-7-8 mm

BW 2400S XL9/E-XXL

Cajonera móvil con 9 cajones con sistema antivuelco, modelo largo con surtido de 716 herramientas, en termoformados de espuma

- Encimera de ABS de alta resistencia, con 6 bandejas portapiezas pequeñas
- 9 cajones de 882x367 mm, montados sobre guías telescópicas de rodamientos:
 - 8 cajones, altura 70 mm
 - 1 cajón, altura 140 mm
- Tirador de nailon de alta resistencia, con portaetiquetas integrado
- El fondo de los cajones está protegido por tapetes de goma expandida
- 4 ruedas de Ø 125 mm: 2 fijas y 2 giratorias (1 con freno)
- Cerradura de seguridad centralizada frontal
- Portafrascos lateral integrado
- Capacidad de carga estática: 1.000 kg

1.000 kg



3.199,00 €



024006254



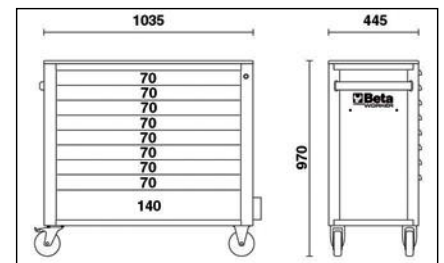
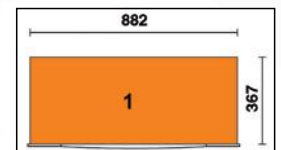
024006255



024006256



n°	h	max
8	70 mm	30 kg
1	140 mm	35 kg



BW 97TX/SC8 ○ T9-T10-T15-T20-T25-T27-T30-T40
 BW 97TTX ○ T8-T9-T10-T15-T20-T25-T27-T30-T40

3/8" BW 910A ○ 6-7-8-9-10-11-12-13-14-15-16-17-18-19-20-21-22-24 mm
 BW 910AL ○ 8-10-11-12-13-14-17-19 mm
 BW 910FTX ⊗ E6-E7-E8-E10-E11-E12-E14
 BW 910PE ○ 4-5-6-7-8-9-10 mm
 BW 910TX ⊗ T15-T20-T25-T27-T30-T40-T45

BW 910/20 75 mm
 BW 910/22 150 mm
 BW 910/25
 BW 910/55 ⊗ 200 mm
 BW 920/15F □ 1/2" - ■ 3/8"

1/4" BW 900 ○ 4-4,5-5-5,5-6-7-8-9-10-11-12-13-14 mm
 BW 900L ○ 4-4,5-5-5,5-6-7-8-9-10-11-12-13-14 mm
 BW 900FTX ⊗ E4-E5-E6-E7-E8-E10
 BW 900ME ○ 3-4-5-6-7-8-10 mm
 BW 900TX ○ T6-T7-T8-T9-T10-T15-T20-T25
 BW 900LP ● 0,8x4-1,0x5,5-1,2x6,5-1,2x8 mm

BW 900PH ⊕ PH0-PH1-PH2-PH3
 BW 895/1 ⊕ 1/4"
 BW 900/20 50 mm
 BW 900/20L 100 mm
 BW 900/25
 BW 900/30 150 mm
 BW 900/42 115 mm
 BW 900/55 ⊗ 150 mm

BW 861/C61

⊖	BW 861LP	0,5x3(2)-0,5x4(2)-0,6x4,5(2)-0,8x5(2)-1,0x5,5(2)-1,0x6(2)-1,6x8(2) mm
⊕	BW 861PH	PH0(2)-PH1(7)-PH2(7)-PH3(2)
⊕	BW 861PZ	PZ0(2)-PZ1(3)-PZ2(3)-PZ3(2)
○	BW 861PE	1,5-2-2,5-3-4-4,5-5-5,5-6-8 mm
⊗	BW 861TX	T9-T10-T15-T20-T25 T27-T30-T40
○	BW 882M1	○ 1/4 - ● 1/4

BW 1256/C21-1

⊖	BW 1256LP	1,5-2-2,5 mm
⊕	BW 1256PH	PH0-PH1
⊕	BW 1256PZ	PZ0-PZ1
○	BW 1256PE	0,7-0,9-1,3-1,5-2-2,5-3 mm
⊗	BW 1256TX	T4-T5-T6-T7
⊗	BW 1256RTX	T8-T10-T15
4 mm		99 mm



97

- 12**''
- BW 720L ○ 10-12-13-15-17-19-21-24-27-30 mm
 - BW 720/21 125 mm
 - BW 720/25 64 mm
 - BW 910/16F □ 3/8" - ■ 1/2"
 - BW 920/16 □ 1/2" - ■ 3/4"
 - BW 920A ○ 8-9-10-11-12-13-14-15-16-17-18-19-20-21-22-23-24-27-30-32 mm
 - BW 920AL ○ 10-12-13-14-15-16-17-18-19-21-22-24-27-30-32 mm
 - BW 920FTX ○ E10-E12-E14-E16-E18-E20-E22-E24
 - BW 920PE ○ 5-6-7-8-9-10-12-14 mm
 - BW 920PE-L ○ 5-6-7-8-9-10-12-14 mm
 - BW 920PE-XL ○ 10-12-14 mm
 - BW 920TX ○ T27-T30-T40-T45-T50-T55-T60
 - BW 920TX-L ○ T30-T40-T45-T50-T55-T60-T70
 - BW 920TX-XL ○ T45-T50-T55
 - BW 920/21 125 mm
 - BW 920/22 250 mm
 - BW 920/25 250 mm
 - BW 920/55 ⊕ 260 mm



35

- 943E ○ 5-5,5-6-7-8-9-10-11-12-13-14 mm
- 1201E ● 2,5x50-3x75-4x100-5,5x125-6,5x150-8x200 mm
- 1202E ● PH0x60-PH1x80-PH2x100-PH3x150 mm
- 1201EN ● 4x30 mm
- 1202EN ● PH1x30 mm
- 1207E/TX ○ T6-T7-T8-T9-T10-T15-T20-T25-T27-T30-T40-T45



45

- BW 42 ⊕ 6-7-8-9-10-11-12-13-14-15-16-17-18-19-20-21-22-23-24-27-30-32 mm
- BW 55 ⊕ 6x7-8x9-10x11-12x13-14x15-16x17-18x19-20x22-21x23-24x27-30x32 mm
- BW 141 ⊕ 8-9-10-11-12-13-14-15-16-17-18-19 mm



235

- BW 96BPC/SC9 ○ 1,5-2-2,5-3-4-5-6-8-10 mm
- BW 410/SP19 1+10 mm x 0,5 mm
- BW 666N/20 40+20 Nm
- BW 720 ○ 10-12-13-15-17-19-21-24-27-30 mm
- BW 867PE ○ 4-5-6-7-8-10-12 mm
- BW 867PE/L ○ 4-5-6-7-8-10-12 mm
- BW 867XZN/L ○ 4-5-6-7-8-10-12 mm
- BW 867TX ○ T20-T25-T30-T40-T45-T50-T55
- BW 867TX/L ○ T20-T25-T30-T40-T45-T50-T55
- BW 867RTX ⊕ T20-T25-T30-T40-T45-T50-T55
- BW 867RTX/L ⊕ T20-T25-T30-T40-T45-T50-T55
- BW 867RTX ⊕ T20-T25-T30-T40-T45-T50-T55
- BW 867RTX/L ⊕ T20-T25-T30-T40-T45-T50-T55
- BW 867/1 ○ 10 mm - □ 3/8"
- BW 867/2 ○ 10 mm - □ 1/2"
- BW 867RIBE ○ 5-6-7-8-9-10-11-12-13 mm
- BW 867RIBE/L ○ 5-6-7-8-9-10-11-12-13 mm
- BW 1253 ● 0,5x100 mm
- BW 1257LP ● 2,0-2,5-3,0 mm
- BW 1257PH ● PH00-PH0-PH1
- BW 1257TX ○ T5-T6-T7-T8-T9-T10
- BW 1728BM
- BW 1728LA
- T20-T25-T30-T40-T45-T50-T55



27

- BW 30 Ø 2-3-4 mm
- BW 31 Ø 2-3-4-5-6-8 mm
- BW 32 Ø 4 mm
- BW 34 150-175 mm
- BW 36 150 mm
- 1032 ○ 19+60 mm
- 1034 ○ 19+60 mm
- 1036 ● 19+60 mm
- 1038 ● 19+60 mm
- BW 1048 250 mm
- BW 1052 190-240 mm
- BW 1082BM ⊕ 160 mm
- BW 1150BM = 180 mm
- BW 1166BM ● 200 mm
- BW 1168BM ● 200 mm
- BW 1370 ● 300 g
- BW 1380 ● 1.000 g
- BW 1390 Ø 35 mm



30

- BW 90 ⊕ 6x7-8x9-10x11-12x13-14x15-16x17-18x19 mm
- BW 96T ○ 2-2,5-3-4-5-6-7-8-10 mm
- BW 1098 220 mm
- BW 1650 150 mm
- BW 1682 300 mm
- BW 1687/S4
- BW 192 8x10/12x13 mm
- BW 192 16x17/18x19 mm
- BW 1719BMA8/Q ■ 200 mm
- BW 1719BMA8/T ▲ 200 mm
- BW 1719BMA8/P ▮ 200 mm
- BW 1719BMA8/M ▽ 200 mm
- BW 1719BMA8/R ● 200 mm



33

- BW 943FL ○ 6-7-8 mm
- BW 1692/5 5 m
- BW 1712T 148+665 mm
- BW 1606T 0,08+6 mm²
- BW 1608 0,5+6 mm²
- BW 1725 420 mm
- BW 1725CR 250 mm
- BW 1737NX 270 mm
- 1771 18 mm
- BW 1771RL x10 18 mm
- BW 1833S 200 lumen
- BW 1715
- BW 1720/B6
- BW 1128BMX 150 mm
- BW 1149F 0,2+6 mm²
- BW 1602 0,75+6 mm²
- BW 1603 1,25+5,5 mm²

059456301

BW 5945/2023

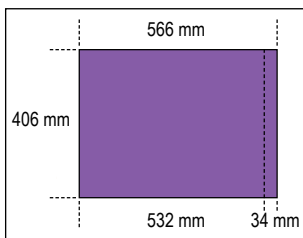
Surtido de 268 herramientas para el mantenimiento general, en termoformados de espuma

949,00 €

**X
268**



para **C45PRO 2.0**



17

- BW 96T ○ 2-2.5-3-4-5-6-7-8 mm
- BW 34 150-175 mm
- BW 1370 300 g
- BW 1390 ∅ 35 mm
- BW 1719BMA8/Q ■ 200 mm
- BW 1719BMA8/T ▲ 200 mm
- BW 1719BMA8/P ▮ 200 mm
- BW 1719BMA8/M ▾ 200 mm
- BW 1719BMA8/R ● 200 mm



36

- BW 97TTX ○ T10-T15-T20-T25-T30
- 1038 ● 19+60 mm
- 1036 ● 19+60 mm
- 1034 ○ 19+60 mm
- 1032 ○ 19+60 mm
- BW 1166BM ● 160 mm
- BW 1150BM = 180 mm
- BW 1082BM < 160 mm
- BW 1052 240 mm
- BW 1048 250 mm

BW 1256/C21-1

⊖	BW 1256LP	1,5-2-2,5 mm
⊕	BW 1256PH	PH0-PH1
⊕	BW 1256PZ	PZ0-PZ1
○	BW 1256PE	0,7-0,9-1,3-1,5-2-2,5-3 mm
⊖	BW 1256TX	T4-T5-T6-T7
⊕	BW 1256RTX	T8-T10-T15
4 mm		99 mm



30

- BW 96BPC/SC9 ○ 1,5-2-2,5-3-4-5-6-8-10 mm
- BW 42 ○ 6-7-8-9-10-11-12-13-14-15-16-17-18-19-20-21-22-24-27-30-32 mm



25

- 1202E ● PH0x60-PH1x80-PH2x100-PH3x150 mm
- 1202EN ● PH1x30 mm
- 1207E/TX ○ T6-T7-T8-T9-T10-T15-T20-T25-T27-T30-T40-T45
- 1201EN ● 4x30 mm
- 1201E ● 2,5x50-3x75-4x100-5,5x125-6,5x150-8x200 mm
- BW 1253 ● 3x100 mm



160

- 1/4"** BW 900 ○ 4-4,5-5-5,5-6-7-8-9-10-11-12-13-14 mm
- BW 900L ○ 5-6-7-8-9-10-11-12-13 mm
- BW 900LP ● 0,8x4-1,0x5,5-1,2x6,5-1,2x8,0 mm
- BW 900PH ● PH1-PH2-PH3
- BW 900ME ○ 3-4-5-6-7 mm
- BW 900TX ○ T10-T15-T20-T25-T27-T30
- BW 900/20 50 mm
- BW 900/20L 100 mm
- BW 900/25 150 mm
- BW 900/30 150 mm
- BW 895/1 ○ 1/4" - □1/4"
- BW 895/3 ○ 1/4" - □3/8"
- BW 895/6 ○ 5/16" - □1/2"
- BW 900/42 115 mm
- BW 900/55 ● 150 mm

- 12"** BW 895/6 ○ 5/16" - □1/2"
- BW 956C ○ 16 mm - 20,8 mm
- BW 920/15F □ 1/2" - ■ 3/8"
- BW 910/22 150 mm
- BW 910/55 ● 205 mm
- BW 920/55 ● 260 mm
- BW 920A ○ 8-10-11-12-13-14-15-16-17-18-19-20-21-22-23-24-26-27-28-30-32 mm
- BW 920/25 125 mm
- BW 920/21 125 mm
- BW 920/22 255 mm

BW 861/C61

⊖	BW 861LP	0,5x3(2)-0,5x4(2)-0,6x4,5(2)-0,8x5(2)-1,0x5,5(2)-1,0x6(2)-1,6x8(2) mm
⊕	BW 861PH	PH0(2)-PH1(7)-PH2(7)-PH3(2)
⊕	BW 861PZ	PZ0(2)-PZ1(3)-PZ2(3)-PZ3(2)
○	BW 861PE	1,5-2-2,5-3-4-4,5-5-5,5-6-8 mm
⊖	BW 861TX	T9-T10-T15-T20-T25 T27-T30-T40
	BW 882M1	○ 1/4 - ● 1/4

- 3/8"** BW 895/6 ○ 5/16" - □1/2"
- BW 910A ○ 6-7-8-9-10-11-12-13-14-15-16-17-18-19-20-21-22 mm
- BW 910/20 75 mm
- BW 910/22 150 mm
- BW 910/25 150 mm
- BW 910/16F □ 3/8" - ■ 1/2"

Beta

WORKER



Las imágenes que se reproducen son indicativas. Beta Utensilii S.p.A. se reserva el derecho de realizar actualizaciones y mejoras en su gama de productos, sin previo aviso.



BETA IBERIA S.L.
Avda. de Castilla, 26 - Nave 4 | 28830 San Fernando de Henares (MADRID)
Tel.: 91 677 83 40 | Email: beta.iberia@beta-tools.com | www.beta-tools.es